



SEA & LAND ELECTRONIC CORP.

[www.sealand-pptc.com](http://www.sealand-pptc.com)



ALPHA-TOP TECHNOLOGY CORP.

[www.alpha-top.cn](http://www.alpha-top.cn)

## APPROVAL SHEET

MODEL NO.: SMD1210-020

CUSTOMER:

CUSTOMER'S APPROVAL:

AUTHORIZED SIGNATURE/STAMP:

DATE

### MANUFACTURER:

#### HEAD OFFICE:

13F.,No.120-10,Sec.3,Zhongshan Rd.,Zhonghe Dist.,New Taipei City 23544,Taiwan  
Tel: 886-2-8221-2567  
Fax:882-2-2225-7268  
E-mail:service@chipfast.com.tw

#### China Branch:

Factory Building B)Shuangpeng,Weibu Village, Qiuchang Town,  
Huiyang District, Huizhou City, Guangdong Province, P.R.C.)  
Tel: 86-752-3562001  
Fax:86-752-3558696  
E-mail:service@atpptc.com

Submitted by: Chen  
Approved by: YC Lin  
DATE: 28-Feb-25

SEA & LAND ELECTRONIC CORP.



#### Features

- Surface Mount Devices
- Lead free device
- Size 3.2\*2.5mm/0.12\*0.10 inch
- Surface Mount packaging for automated assembly

#### Applications

Almost anywhere there is a low voltage power supply, up to 30V and a load to be protected, including:

- Computer mother board, Modem.
- Telecommunication equipments.

## SMD1210-020

Alpha-Top (Sea&Land Alliance)

### Performance Specification

Model	Marking	$V_{max}$	$I_{max}$	$I_{hold}$	$I_{trip}$	$P_d$	Maximum Time To Trip		Resistance		Agency Approval	
		(Vdc)	(A)	@25°C (A)	@25°C (A)	Max. (W)	Current (A)	Time (Sec)	$R_{imin}$ (Ω)	$R_{1max}$ (Ω)	UL	TUV
SMD1210-020	αC	30	100	0.2	0.40	0.6	8.0	0.02	0.400	5.000	✓	

**I<sub>hold</sub>** = Hold Current. Maximum current device will not trip in 25°C still air.

**I<sub>trip</sub>** = Trip Current. Minimum current at which the device will always trip in 25°C still air.

**V<sub>max</sub>** = Maximum operating voltage device can withstand without damage at rated current (I<sub>max</sub>).

**I<sub>max</sub>** = Maximum fault current device can withstand without damage at rated voltage (V<sub>max</sub>).

**P<sub>d</sub>** = Power dissipation when device is in the tripped state in 25°C still air environment at rated voltage.

**R<sub>imin</sub>/max** = Minimum/Maximum device resistance prior to tripping at 25°C.

**R<sub>1max</sub>** = Maximum device resistance is measured one hour post reflow.

**CAUTION** : Operation beyond the specified ratings may result in damage and possible arcing and flame.

### Environmental Specifications

Test	Conditions
Passive aging	+85°C, 1000 hrs.
Humidity aging	+85°C, 85% R.H. , 168 hours
Thermal shock	+85°C to -40°C, 20 times
Resistance to solvent	MIL-STD-202,Method 215
Vibration	MIL-STD-202,Method 201
Ambient operating conditions : - 40 °C to +85 °C	
Maximum surface temperature of the device in the tripped state is 125 °C	
In case of special use, please contact our engineer	

#### AGENCY APPROVALS :



E201504(Alpha-Top)/E319080(Sea&Land)

#### Regulation/Standard:



2015/863/EU



EN14582

### I<sub>hold</sub> Versus Temperature

Model	Maximum ambient operating temperature (T <sub>mac</sub> ) vs. hold current (I <sub>hold</sub> )								
	-40°C	-20°C	0°C	25°C	40°C	50°C	60°C	70°C	85°C
SMD1210-020	0.29	0.26	0.22	0.20	0.16	0.14	0.13	0.11	0.08



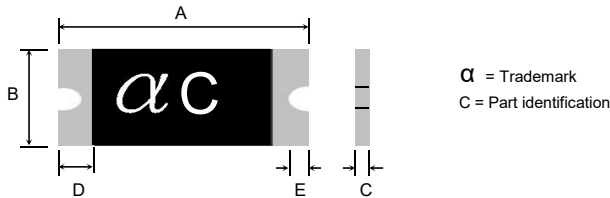
# SMD1210-020

Alpha-Top (Sea&Land Alliance)

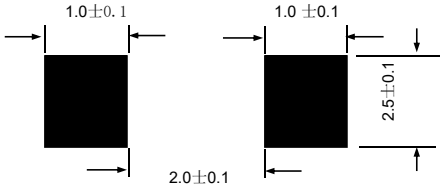
## Construction And Dimension (Unit:mm)

Model	A		B		C		D		E	
	Min.	Max.	Min.	Max.	Min.	Max.	Min.	Max.	Min.	Max.
SMD1210-020	3.00	3.43	2.35	2.80	0.40	0.90	0.30	0.30	0.10	0.10

## Dimensions & Marking



## Recommended Pad Layout (mm)



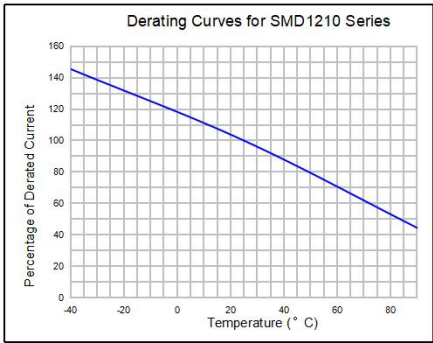
## Termination Pad Characteristics

Terminal pad materials:	Tin-plated Nickel-Copper
Terminal pad solderability:	Meets EIA specification RS186-9E and ANSI/J-STD-002 Category 3.

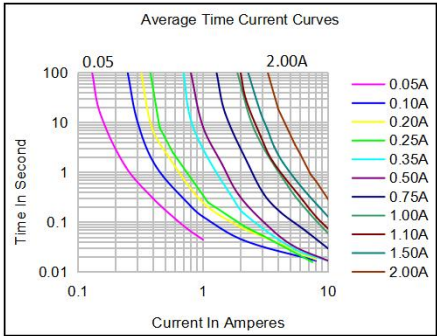
## Rework

Use standard industry practices, the removal device must be replaced with a fresh one.

## Thermal Derating Curve



## Typical Time-To-Trip At 25°C



## ⚠ WARNING:

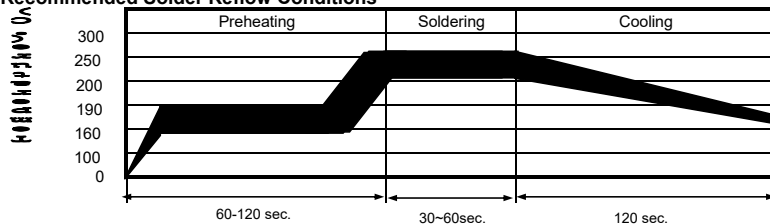
- Use PPTC beyond the maximum ratings or improper use may result in device damage and possible electrical arcing and flame.
- PPTC are intended for protection against occasional over current or over temperature fault conditions and should not be used when repeated fault conditions or prolonged trip events are anticipated.
- Device performance can be impacted negatively if devices are handled in a manner inconsistent with recommended electronic, thermal, and mechanical procedures for electronic components.
- Use PPTC with a large inductance in circuit will generate a circuit voltage (L di/dt) above the rated voltage of the PPTC.
- Avoid impact PPTC device its thermal expansion like placed under pressure or installed in limited space.
- Contamination of the PPTC material with certain silicon based oils or some aggressive solvents can adversely impact the performance of the devices. PPTC SMD can be cleaned by standard methods.
- Requests that customers comply with our recommended solder pad layouts and recommended reflow profile. Improper board layouts or reflow profile could negatively impact solderability performance of our devices.



## SMD1210-020

Alpha-Top (Sea&Land Alliance)

### Recommended Solder Reflow Conditions

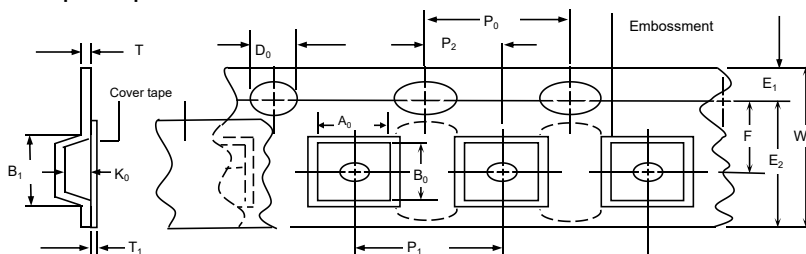


Recommended reflow methods: IR, vapor phase oven, hot air oven.  
Devices are not designed to be wave soldered to the bottom side of the board.  
Recommended maximum paste thickness is 0.25 mm (0.010 inch).  
Devices can be cleaned using standard method and solvents.  
Note: If reflow temperatures exceed the recommended profile, devices may not meet the performance requirements.

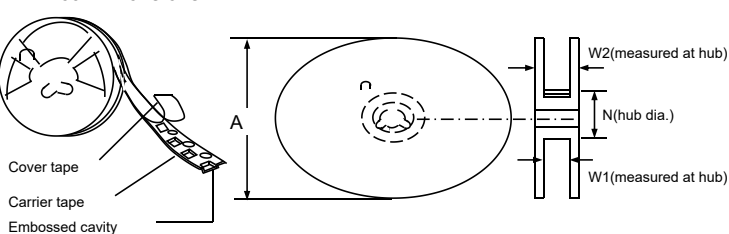
### Tape And Reel Specifications (mm)

Governing Specifications	EIA 481-2
W	$8.0 \pm 0.20$
P0	$4.0 \pm 0.10$
P1	$4.0 \pm 0.10$
P2	$2.0 \pm 0.10$
A0	$2.90 \pm 0.20$
B0	$3.65 \pm 0.20$
B1max.	4.35
D0	$1.5 \pm 0.10$
F	$3.5 \pm 0.10$
E1	$1.75 \pm 0.10$
E2min.	6
Tmax.	0.3
T1max.	0.06
K0	$1.00 \pm 0.1$
Leader min.	390
Trailer min.	160
Reel Dimensions	
A max.	180
N min.	50
W1	$9.00 \pm 2.00$
W2max.	15

### EIA Tape Component Dimensions



### EIA Reel Dimensions



### Storage And Handling

- Storage conditions: 40°C max, 70% R.H.
- Devices may not meet specified performance if storage conditions are exceeded.

### Order Information

SMD1210	020	Packaging	Tape & Reel Quantity
Product name	Hold		
Size 3225 mm / 1210 inch	Current		
SMD: surface mount device	0.20A		4,500 pcs/reel

Tape & reel packaging per EIA481-1

### Labeling Information

