



SEA & LAND ELECTRONIC CORP.

[www.sealand-pptc.com](http://www.sealand-pptc.com)

ALPHA-TOP TECHNOLOGY CORP.

[www.alpha-top.cn](http://www.alpha-top.cn)

## APPROVAL SHEET

MODEL NO.: R16-300

CUSTOMER:

CUSTOMER'S APPROVAL:

AUTHORIZED SIGNATURE/STAMP:

DATE

MANUFACTURER:

HEAD OFFICE:

13F.,No.120-10,Sec.3,Zhongshan Rd.,Zhonghe Dist.,New Taipei City 23544,Taiwan  
Tel: 886-2-8221-2567  
Fax:882-2-2225-7268  
E-mail:service@chipfast.com.tw

China Branch:

Factory Building B)Shuangpeng,Weibu Village, Qiuchang Town,  
Huiyang District, Huizhou City, Guangdong Province, P.R.C.)  
Tel: 86-752-3562001  
Fax:86-752-3558696  
E-mail:service@atpptc.com

Submitted by: Chen  
Approved by: YC Lin  
DATE: 16-Oct-23

SEA & LAND ELECTRONIC CORP.



- Features**
- Radial Leaded Devices
  - Cured, flame retardant epoxy polymer
  - insulating material meets
  - UL 94V-0 requirements
  - Bulk packaging, or tape and reel
  - available on most models

**R16-300**

Alpha-Top (Sea & Land Alliance)

**Electrical Properties**

Model	$V_{max}$	$I_{max}$	$I_{hold}$	$I_{trip}$	$P_d$	Maximum Time To Trip		Resistance		Agency Approval	
	(Vdc)	(A)	(A)	(A)	Typ. (W)	Current (A)	Time (Sec)	$R_{i_{min}}$ (Ω)	$R_{1_{max}}$ (Ω)	UL	TUV
R16-300	16	100	3.00	5.10	2.30	9.00	10.0	0.0340	0.1050		

**Ihold** = Hold Current. Maximum current device will not trip in 25°C still air.

**Itrip** = Trip Current. Minimum current at which the device will always trip in 25°C still air.

**Vmax Operating** = Maximum operating voltage (Vdc) device can withstand without damage at rated current.

**Vmax Interrupt** = Maximum interrupt voltage (Vac) device can withstand without damage at rated current.

**Imax** = Maximum fault current device can withstand without damage at rated voltage (Vmax).

**Rimin/max** = Minimum/Maximum device resistance prior to tripping at 25°C

**R1max** = Maximum device resistance one hour after it is tripped at 25°C.

**CAUTION** : Operation beyond the specified ratings may result in damage and possible arcing and flame.

**Environmental Specifications**

Test	Conditions
Passive aging	+85°C, 1000 hrs
Humidity aging	+85°C, 85% R.H., 1000 hrs
Thermal shock	+85°C to -40°C, 20 times
Resistance to solvent	MIL-STD-202, Method 215
Vibration	MIL-STD-202, Method 201
Ambient operating /storage conditions : - 40 °C to +85 °C	
Maximum surface temperature of the device in the tripped state is 125 °C	
In case of special use, please contact our engineer	

**Agency Approvals :**

Regulation/Standard:



2015/863/EU

EN14582



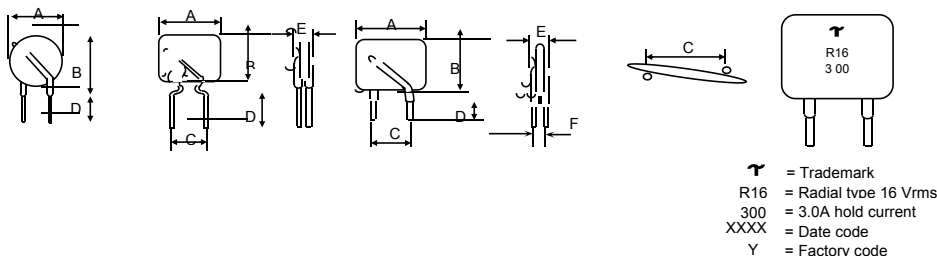
**WARNING:**

- Use PPTC beyond the maximum ratings or improper use may result in device damage and possible electrical arcing and flame.
- PPTC are intended for protection against occasional over current or over temperature fault conditions and should not be used when repeated fault conditions or prolonged trip events are anticipated.
- Device performance can be impacted negatively if devices are handled in a manner inconsistent with recommended electronic, thermal, and mechanical procedures for electronic components.
- Use PPTC with a large inductance in circuit will generate a circuit voltage ( $L \cdot di/dt$ ) above the rated voltage of the PPTC.
- Avoid impact PPTC device its thermal expansion like placed under pressure or installed in limited space.

Physical Dimensions (Unit: mm/inch)

Model	A Max.	B Max.	C Typ.	D Min.	E Max.	F Max.	Lead Style
R16-300	8.80	11.80	5.10	7.6	3.0	1.7	Straight

Dimensions




Physical Characteristics

Lead Material :

R16-090 ~ 250: Tin-plated copper-clad steel, 0.205mm<sup>2</sup> (24AWG),  $\Phi$  0.51mm(0.020 in).  
R16-300 ~ 1100: Tin-plated copper, 0.52mm<sup>2</sup> (20AWG),  $\Phi$  0.81mm(0.032 in).  
R16-1100 ~ 1600: Tin-plated copper, 0.79mm<sup>2</sup> (20AWG),  $\Phi$  1.0mm(0.039 in).  
Lead Solderability : MIL-STD-202, Method 208

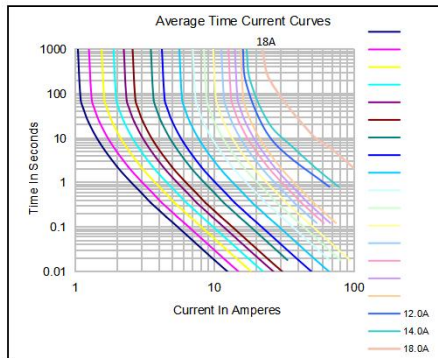
0	7.40	10.20	5.10	7.60	3.00	3.00	1.2	Straight
---	------	-------	------	------	------	------	-----	----------



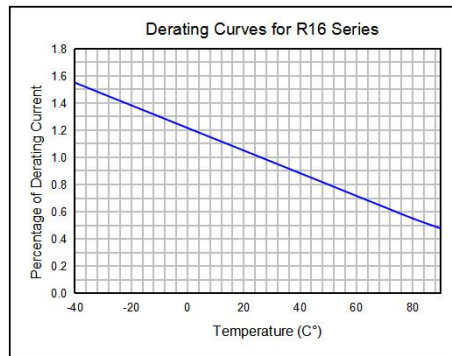
## R16-300

Alpha-Top (Sea & Land Alliance)

### Typical Time-To-Trip Curve at 25°C



### Thermal Derating Curve



### $I_{hold}$ versus temperature

Model	Maximum ambient operating temperature ( $T_{mao}$ ) vs. hold current ( $I_{hold}$ )								
	-40°C	-20°C	0°C	25°C	40°C	50°C	60°C	70°C	85°C
R16-300	4.40	3.96	3.60	3.00	2.55	2.31	2.10	1.77	1.35

### Packing :

Model	Reel QTY	Bag QTY
R16-300		1000

Tape & Reel packaging per EIA468-B standard.

### Labeling Information

